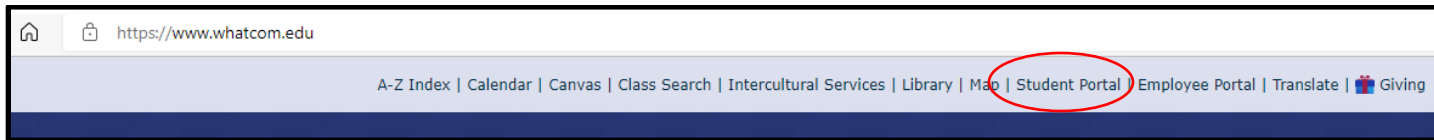
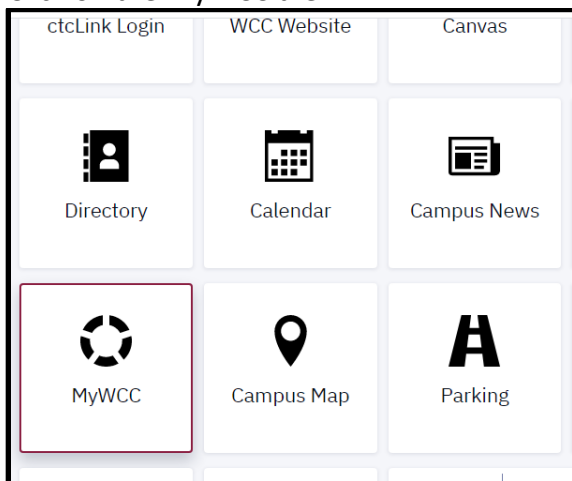


How to Access WCC Student Email

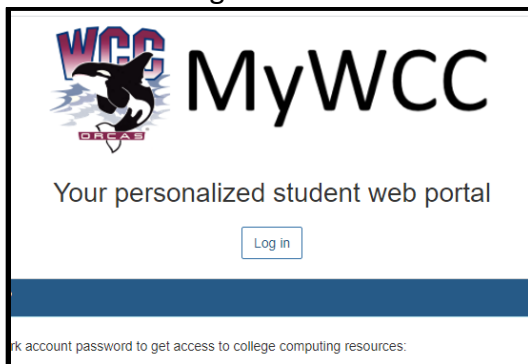
1. Go to: www.whatcom.edu → click on “Student Portal”



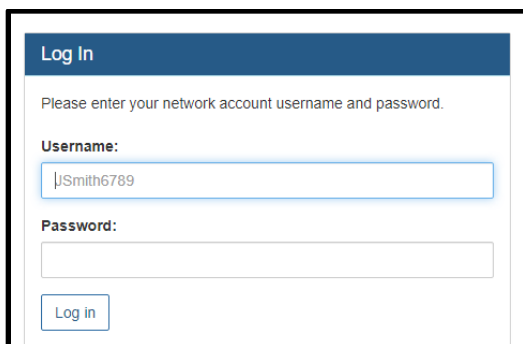
2. Click on the MyWCC tile



3. Click on the “Login” button



4. Type in your Student Network Account username and password, then click “Login”

A screenshot of the login form. It has a blue header with 'Log In'. Below the header, it says 'Please enter your network account username and password.' There are two input fields: 'Username:' with the text 'jsmith6789' and 'Password:'. A 'Log in' button is at the bottom.

5. Click Login in the “@student.whatcom.edu” box

The screenshot shows the MyWCC dashboard. At the top, there is a navigation bar with links for ADA friendly, My account, Advising, Registration, General, and Email, along with a Logout link. Below this is a header with the WCC logo and the text "Welcome to MyWCC". A blue banner in the center contains a message about a WiFi password change. The dashboard is divided into three main sections: Orca card balance, Latest Canvas assignments, and a user profile section. The user profile section shows the email address "...@student.whatcom.edu" and "Unavailable" for the name. A red box highlights the "Login >>" link in the user profile section, with a large white arrow pointing down to it.

Orca card balance:	
Free Prints	15.00
Dining Dollars	0.00
Bookstore	0.00
Orca Cash	0.00
Bonus Bucks	0.00

Latest Canvas assignments:	
Unavailable	

...@student.whatcom.edu	
Unavailable	

6. Retype your Student Network Account username and password. This is the OKTA verify screen.

The screenshot shows the Whatcom Community College login page. It features the college's logo at the top. Below the logo, there is a message asking the user to log in with their WCC student network account username and password, and a warning not to use SID and PIN. A link is provided for setting up the account. The login form consists of two input fields: one for the username and one for the password, followed by a "Sign in" button.

Whatcom
COMMUNITY COLLEGE

Please log in with your WCC student network account username and password.
Do not use SID and PIN.
To set up your account, go to:
<https://mywcc.whatcom.edu/Login.aspx?CreateAccount=1>

*If you receive any error message or have questions while accessing your WCC student email, please contact the Student Helpdesk at studenthelpdesk@whatcom.edu or call (360)383-3410.